

# Installation Instruction

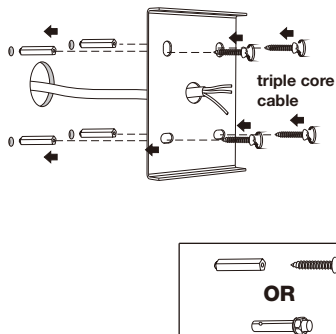


1. The lamp should be operated at rated voltage and assure safety earth connection.
2. The lamp should be installed and fixed by professional when powered off.
3. The max wattage of lamp bulb shouldn't exceed the labeled wattage.
4. If the external electrical wire is damaged, it should be changed by professional in time in case of any danger.
5. Don't let the lamp body contact strong acid or alkaline solution.

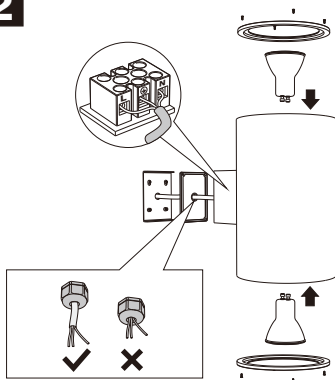
Rated voltage: In accordance with the product label  
Rated power: In accordance with the product label

**IP65**

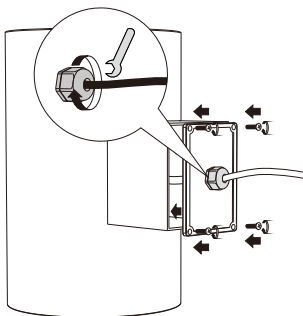
## 1 POWER OFF



## 2



## 3



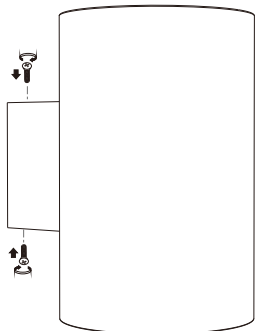
## 4



Make sure the connection part is IP68 waterproof and dustproof.

Live wire - brown  
Null wire - blue  
Earth wire - Yellow /Green

## 5



## 6

