

Installation Instruction



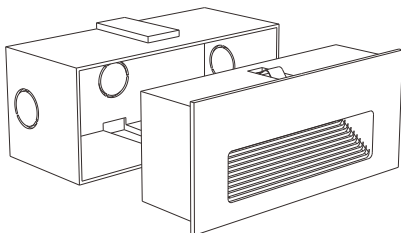
1. The lamp must be installed in rated voltage and assure safety earth.
2. Installing and fixing the lamp should be processed by professional under the condition power off.
3. When change the lamp bulb please noted that the max wattage shouldn't exceed the labeled wattage.
4. If the external electrical wire damage please change by the professional in time in case of any danger.
5. Don't let the lamp body contact strong acid or alkaline solution.

Rated voltage: In accordance with the product labeled

Rated power: In accordance with the product labeled

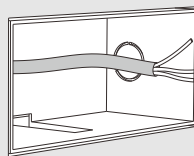


1



2

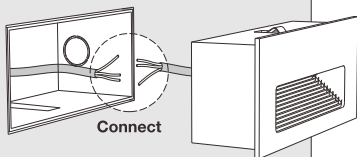
POWER OFF



Wall

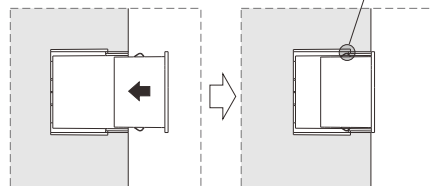
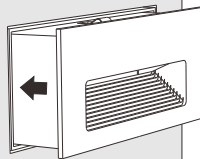
3

Live wire - brown
Null wire - blue
Earth wire - Earth wire



Make sure the connection
part is IP65 waterproof
and dustproof.

4



5

